



UNIVERSITY
OF ABERDEEN

Living Conditions, Life Satisfaction and Happiness in the CIS

Christian W Haerpfer

Director - Eurasia Barometer
Director – Centre for the Study of Democracy
Department of Politics and International Relations

www.abdn.ac.uk/sras

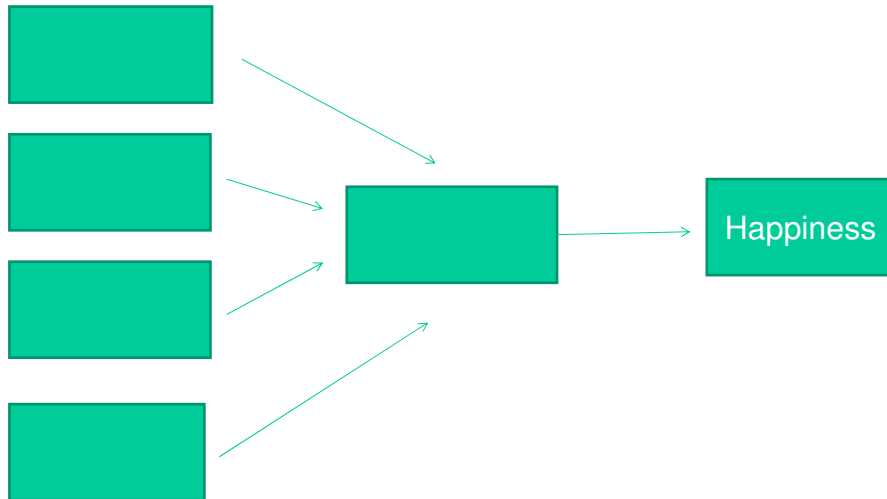


UNIVERSITY
OF ABERDEEN

LLH 2001 + HITT 2010 10 Years of Transition

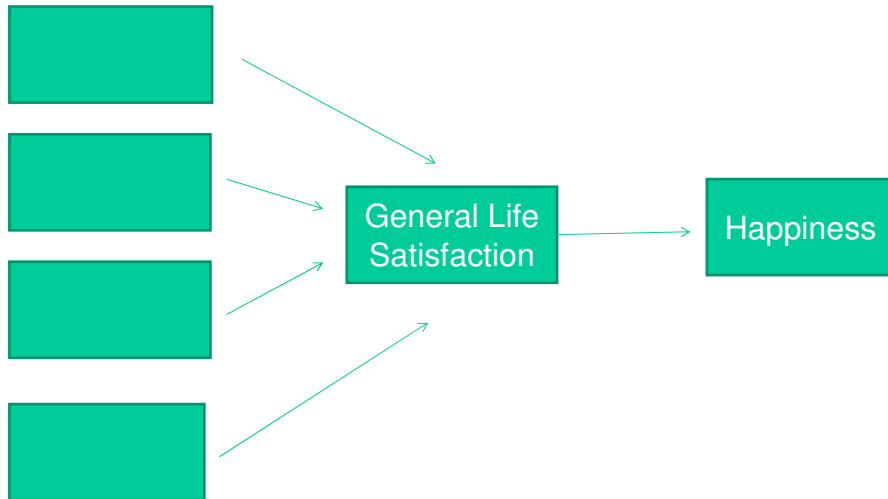
- | | | |
|---------------|------------|----------------|
| 1. Russia | Russia | New in 2010: |
| 2. Ukraine | Ukraine | 9. Azerbaijan |
| 3. Belarus | Belarus | 10. Uzbekistan |
| 4. Moldova | Moldova | |
| 5. Georgia | Georgia | |
| 6. Armenia | Armenia | |
| 7. Kazakhstan | Kazakhstan | |
| 8. Kyrgyzstan | Kyrgyzstan | |

www.abdn.ac.uk/sras



HAPPINESS CIS 2001

Very happy	23 %
Happy	49 %
Happy total:	72 %
Unhappy	19 %
Very unhappy	9 %
Unhappy total:	28 %
N = 16.247 CIS citizens	



PREDICTOR OF HAPPINESS CIS 2001

General life satisfaction $\beta = 0.27$

= single direct predictor of happiness

Satisfaction with other life domains

Housing, Water, Climate, Health,

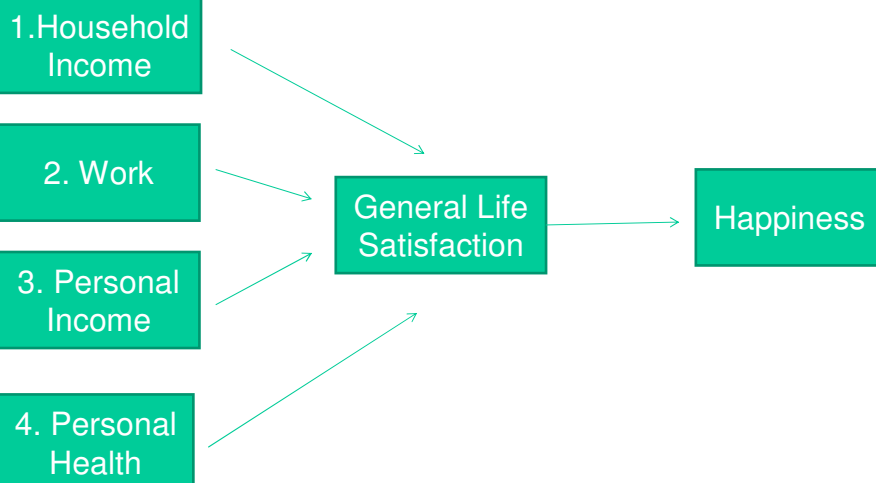
Security, Education, Transport etc. =

Beta smaller than 0.10



GENERAL LIFE SATISFACTION CIS 2001

Very satisfied	12 %
Satisfied	35 %
Satisfied total:	47 %
Dissatisfied	30 %
Very dissatisfied	23 %
Dissatisfied total:	53 %
N = 17.783 CIS citizens	

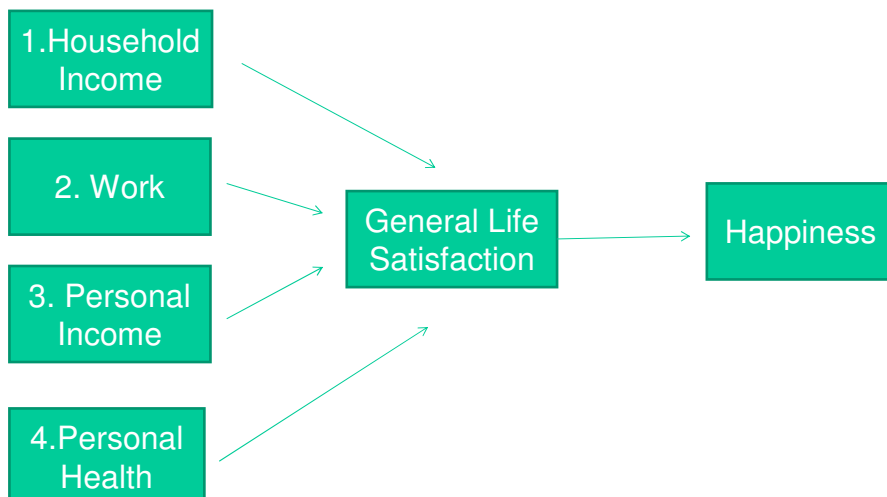




PREDICTORS OF GENERAL LIFE SATISFACTION

Satisfaction with:	Regression coefficient:
• Household income	0.40
• Work	0.12
• Personal income	0.11
• Personal health	0.10
• Electricity in house	0.09
• Work conditions	0.09
• Housing	0.07

N = 18.428 CIS citizens





Transition from LLH to HITT

Virgil:

“The greatest wealth is health”

LLH Equation of Happiness in CIS:

**“Happiness = Satisfaction with
work/wealth + Satisfaction with
health”**